

Bed Room-1

STEEL ALMIRAH in Three Parts ISOMETRIC VIEW

STEEL ALMIRAH ISOMETRIC VIEW

Steel Almirah Size : L 1500mm x D 625 x H 1850/2675mm
 Made out of premium quality CRCA sheet properly powder coated to 40-50micron with approved shade, its body out of 22SWG (0.7-0.8MM) thick sheet and the shutters and stiffeners and shelves out of 24SWG (0.5 to 0.6 mm) thick sheet .

Note:- The sizes of Almirah will be adjusted 50-60mm for standardization

Color Scheme

Powder coating shade body in Ivory white
 & doors in Dark Brown

Powder coating- Ivory White
 Powder coating- Dark Brown

Actual Specs of Parts as per site

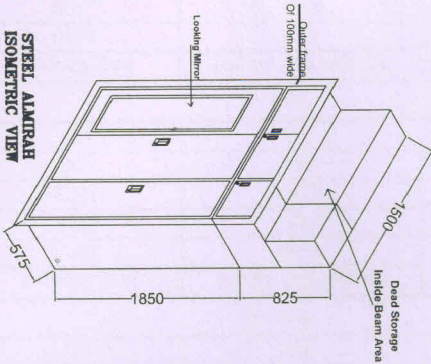
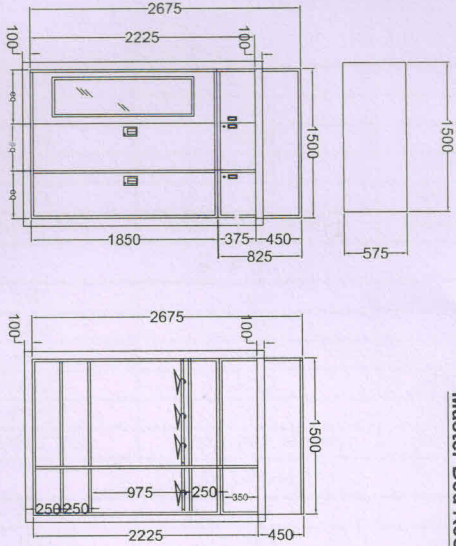
Part No. & Name	Qty	Material	Weight	Volume	Remarks
Part No. 1118 and 1119	2	22SWG CRCA	2200	0.000	Bed Room no-1
Part No. 1120	2	22SWG CRCA	1800	0.000	Bed Room no-1
Part No. 1121	2	22SWG CRCA	1800	0.000	Bed Room no-1
Part No. 1122	2	22SWG CRCA	1800	0.000	Bed Room no-1
Part No. 1123	2	22SWG CRCA	1800	0.000	Bed Room no-1
Part No. 1124	2	22SWG CRCA	1800	0.000	Bed Room no-1
Part No. 1125	2	22SWG CRCA	1800	0.000	Bed Room no-1
Part No. 1126	2	22SWG CRCA	1800	0.000	Bed Room no-1
Part No. 1127	2	22SWG CRCA	1800	0.000	Bed Room no-1
Part No. 1128	2	22SWG CRCA	1800	0.000	Bed Room no-1
Part No. 1129	2	22SWG CRCA	1800	0.000	Bed Room no-1
Part No. 1130	2	22SWG CRCA	1800	0.000	Bed Room no-1
Part No. 1131	2	22SWG CRCA	1800	0.000	Bed Room no-1
Part No. 1132	2	22SWG CRCA	1800	0.000	Bed Room no-1
Part No. 1133	2	22SWG CRCA	1800	0.000	Bed Room no-1
Part No. 1134	2	22SWG CRCA	1800	0.000	Bed Room no-1
Part No. 1135	2	22SWG CRCA	1800	0.000	Bed Room no-1
Part No. 1136	2	22SWG CRCA	1800	0.000	Bed Room no-1
Part No. 1137	2	22SWG CRCA	1800	0.000	Bed Room no-1
Part No. 1138	2	22SWG CRCA	1800	0.000	Bed Room no-1
Part No. 1139	2	22SWG CRCA	1800	0.000	Bed Room no-1
Part No. 1140	2	22SWG CRCA	1800	0.000	Bed Room no-1
Part No. 1141	2	22SWG CRCA	1800	0.000	Bed Room no-1
Part No. 1142	2	22SWG CRCA	1800	0.000	Bed Room no-1
Part No. 1143	2	22SWG CRCA	1800	0.000	Bed Room no-1
Part No. 1144	2	22SWG CRCA	1800	0.000	Bed Room no-1
Part No. 1145	2	22SWG CRCA	1800	0.000	Bed Room no-1
Part No. 1146	2	22SWG CRCA	1800	0.000	Bed Room no-1
Part No. 1147	2	22SWG CRCA	1800	0.000	Bed Room no-1
Part No. 1148	2	22SWG CRCA	1800	0.000	Bed Room no-1
Part No. 1149	2	22SWG CRCA	1800	0.000	Bed Room no-1
Part No. 1150	2	22SWG CRCA	1800	0.000	Bed Room no-1
Part No. 1151	2	22SWG CRCA	1800	0.000	Bed Room no-1
Part No. 1152	2	22SWG CRCA	1800	0.000	Bed Room no-1
Part No. 1153	2	22SWG CRCA	1800	0.000	Bed Room no-1
Part No. 1154	2	22SWG CRCA	1800	0.000	Bed Room no-1
Part No. 1155	2	22SWG CRCA	1800	0.000	Bed Room no-1
Part No. 1156	2	22SWG CRCA	1800	0.000	Bed Room no-1
Part No. 1157	2	22SWG CRCA	1800	0.000	Bed Room no-1
Part No. 1158	2	22SWG CRCA	1800	0.000	Bed Room no-1
Part No. 1159	2	22SWG CRCA	1800	0.000	Bed Room no-1
Part No. 1160	2	22SWG CRCA	1800	0.000	Bed Room no-1
Part No. 1161	2	22SWG CRCA	1800	0.000	Bed Room no-1
Part No. 1162	2	22SWG CRCA	1800	0.000	Bed Room no-1
Part No. 1163	2	22SWG CRCA	1800	0.000	Bed Room no-1
Part No. 1164	2	22SWG CRCA	1800	0.000	Bed Room no-1
Part No. 1165	2	22SWG CRCA	1800	0.000	Bed Room no-1
Part No. 1166	2	22SWG CRCA	1800	0.000	Bed Room no-1
Part No. 1167	2	22SWG CRCA	1800	0.000	Bed Room no-1
Part No. 1168	2	22SWG CRCA	1800	0.000	Bed Room no-1
Part No. 1169	2	22SWG CRCA	1800	0.000	Bed Room no-1
Part No. 1170	2	22SWG CRCA	1800	0.000	Bed Room no-1
Part No. 1171	2	22SWG CRCA	1800	0.000	Bed Room no-1
Part No. 1172	2	22SWG CRCA	1800	0.000	Bed Room no-1
Part No. 1173	2	22SWG CRCA	1800	0.000	Bed Room no-1
Part No. 1174	2	22SWG CRCA	1800	0.000	Bed Room no-1
Part No. 1175	2	22SWG CRCA	1800	0.000	Bed Room no-1
Part No. 1176	2	22SWG CRCA	1800	0.000	Bed Room no-1
Part No. 1177	2	22SWG CRCA	1800	0.000	Bed Room no-1
Part No. 1178	2	22SWG CRCA	1800	0.000	Bed Room no-1
Part No. 1179	2	22SWG CRCA	1800	0.000	Bed Room no-1
Part No. 1180	2	22SWG CRCA	1800	0.000	Bed Room no-1
Part No. 1181	2	22SWG CRCA	1800	0.000	Bed Room no-1
Part No. 1182	2	22SWG CRCA	1800	0.000	Bed Room no-1
Part No. 1183	2	22SWG CRCA	1800	0.000	Bed Room no-1
Part No. 1184	2	22SWG CRCA	1800	0.000	Bed Room no-1
Part No. 1185	2	22SWG CRCA	1800	0.000	Bed Room no-1
Part No. 1186	2	22SWG CRCA	1800	0.000	Bed Room no-1
Part No. 1187	2	22SWG CRCA	1800	0.000	Bed Room no-1
Part No. 1188	2	22SWG CRCA	1800	0.000	Bed Room no-1
Part No. 1189	2	22SWG CRCA	1800	0.000	Bed Room no-1
Part No. 1190	2	22SWG CRCA	1800	0.000	Bed Room no-1
Part No. 1191	2	22SWG CRCA	1800	0.000	Bed Room no-1
Part No. 1192	2	22SWG CRCA	1800	0.000	Bed Room no-1
Part No. 1193	2	22SWG CRCA	1800	0.000	Bed Room no-1
Part No. 1194	2	22SWG CRCA	1800	0.000	Bed Room no-1
Part No. 1195	2	22SWG CRCA	1800	0.000	Bed Room no-1
Part No. 1196	2	22SWG CRCA	1800	0.000	Bed Room no-1
Part No. 1197	2	22SWG CRCA	1800	0.000	Bed Room no-1
Part No. 1198	2	22SWG CRCA	1800	0.000	Bed Room no-1
Part No. 1199	2	22SWG CRCA	1800	0.000	Bed Room no-1
Part No. 1200	2	22SWG CRCA	1800	0.000	Bed Room no-1

Sangeeta Dey

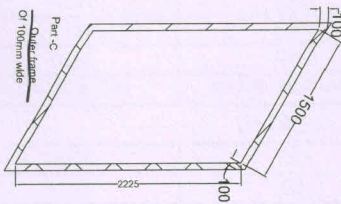
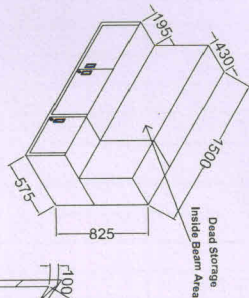
Handwritten signature

13562


Master Bed Room



STEEL ALMIRAH in Three Parts ISOMETRIC VIEW



Color Scheme



Powder coating shade body in Ivory white & doors in Dark Brown

Steel Almirah Size : L 1500mm x D 575 x H 1850/2675mm

Made out of premium quality CRCA sheet properly powder coated to 40-50micron with approved shade, its body out of 22SWG (0.7-0.8MM) thick sheet and the shutters and stiffeners and shelves out of 24SWG (0.5 to 0.6 mm) thick sheet. adjustable shelves and hanging rod.

Note:- The sizes of Almirah will be adjusted 50-60mm for standardization

Sanyal Roy

Manoj Kumar Singh

TSR

Actual Sizes of Parts as per site	
Part No. 1 (Top Panel)	2225 x 1500
Part No. 2 (Side Panel)	825 x 1500
Part No. 3 (Main Body)	1850 x 1500
Part No. 4 (Door)	1000 x 1500
Part No. 5 (Shutter)	1000 x 1500
Part No. 6 (Shelf)	1000 x 1500
Part No. 7 (Hanging Rod)	1000 x 1500
Part No. 8 (Duster Frame)	1000 x 1500
Part No. 9 (Mirror)	1000 x 1500
Part No. 10 (Lock)	1000 x 1500
Part No. 11 (Handle)	1000 x 1500
Part No. 12 (Knob)	1000 x 1500
Part No. 13 (Decorative Panel)	1000 x 1500
Part No. 14 (Internal Shelf)	1000 x 1500
Part No. 15 (Internal Shelf)	1000 x 1500
Part No. 16 (Internal Shelf)	1000 x 1500
Part No. 17 (Internal Shelf)	1000 x 1500
Part No. 18 (Internal Shelf)	1000 x 1500
Part No. 19 (Internal Shelf)	1000 x 1500
Part No. 20 (Internal Shelf)	1000 x 1500
Part No. 21 (Internal Shelf)	1000 x 1500
Part No. 22 (Internal Shelf)	1000 x 1500
Part No. 23 (Internal Shelf)	1000 x 1500
Part No. 24 (Internal Shelf)	1000 x 1500
Part No. 25 (Internal Shelf)	1000 x 1500
Part No. 26 (Internal Shelf)	1000 x 1500
Part No. 27 (Internal Shelf)	1000 x 1500
Part No. 28 (Internal Shelf)	1000 x 1500
Part No. 29 (Internal Shelf)	1000 x 1500
Part No. 30 (Internal Shelf)	1000 x 1500
Part No. 31 (Internal Shelf)	1000 x 1500
Part No. 32 (Internal Shelf)	1000 x 1500
Part No. 33 (Internal Shelf)	1000 x 1500
Part No. 34 (Internal Shelf)	1000 x 1500
Part No. 35 (Internal Shelf)	1000 x 1500
Part No. 36 (Internal Shelf)	1000 x 1500
Part No. 37 (Internal Shelf)	1000 x 1500
Part No. 38 (Internal Shelf)	1000 x 1500
Part No. 39 (Internal Shelf)	1000 x 1500
Part No. 40 (Internal Shelf)	1000 x 1500
Part No. 41 (Internal Shelf)	1000 x 1500
Part No. 42 (Internal Shelf)	1000 x 1500
Part No. 43 (Internal Shelf)	1000 x 1500
Part No. 44 (Internal Shelf)	1000 x 1500
Part No. 45 (Internal Shelf)	1000 x 1500
Part No. 46 (Internal Shelf)	1000 x 1500
Part No. 47 (Internal Shelf)	1000 x 1500
Part No. 48 (Internal Shelf)	1000 x 1500
Part No. 49 (Internal Shelf)	1000 x 1500
Part No. 50 (Internal Shelf)	1000 x 1500

Actual Sizes of Parts as per site	
Part No. 1 (Top Panel)	2225 x 1500
Part No. 2 (Side Panel)	825 x 1500
Part No. 3 (Main Body)	1850 x 1500
Part No. 4 (Door)	1000 x 1500
Part No. 5 (Shutter)	1000 x 1500
Part No. 6 (Shelf)	1000 x 1500
Part No. 7 (Hanging Rod)	1000 x 1500
Part No. 8 (Duster Frame)	1000 x 1500
Part No. 9 (Mirror)	1000 x 1500
Part No. 10 (Lock)	1000 x 1500
Part No. 11 (Handle)	1000 x 1500
Part No. 12 (Knob)	1000 x 1500
Part No. 13 (Decorative Panel)	1000 x 1500
Part No. 14 (Internal Shelf)	1000 x 1500
Part No. 15 (Internal Shelf)	1000 x 1500
Part No. 16 (Internal Shelf)	1000 x 1500
Part No. 17 (Internal Shelf)	1000 x 1500
Part No. 18 (Internal Shelf)	1000 x 1500
Part No. 19 (Internal Shelf)	1000 x 1500
Part No. 20 (Internal Shelf)	1000 x 1500
Part No. 21 (Internal Shelf)	1000 x 1500
Part No. 22 (Internal Shelf)	1000 x 1500
Part No. 23 (Internal Shelf)	1000 x 1500
Part No. 24 (Internal Shelf)	1000 x 1500
Part No. 25 (Internal Shelf)	1000 x 1500
Part No. 26 (Internal Shelf)	1000 x 1500
Part No. 27 (Internal Shelf)	1000 x 1500
Part No. 28 (Internal Shelf)	1000 x 1500
Part No. 29 (Internal Shelf)	1000 x 1500
Part No. 30 (Internal Shelf)	1000 x 1500
Part No. 31 (Internal Shelf)	1000 x 1500
Part No. 32 (Internal Shelf)	1000 x 1500
Part No. 33 (Internal Shelf)	1000 x 1500
Part No. 34 (Internal Shelf)	1000 x 1500
Part No. 35 (Internal Shelf)	1000 x 1500
Part No. 36 (Internal Shelf)	1000 x 1500
Part No. 37 (Internal Shelf)	1000 x 1500
Part No. 38 (Internal Shelf)	1000 x 1500
Part No. 39 (Internal Shelf)	1000 x 1500
Part No. 40 (Internal Shelf)	1000 x 1500
Part No. 41 (Internal Shelf)	1000 x 1500
Part No. 42 (Internal Shelf)	1000 x 1500
Part No. 43 (Internal Shelf)	1000 x 1500
Part No. 44 (Internal Shelf)	1000 x 1500
Part No. 45 (Internal Shelf)	1000 x 1500
Part No. 46 (Internal Shelf)	1000 x 1500
Part No. 47 (Internal Shelf)	1000 x 1500
Part No. 48 (Internal Shelf)	1000 x 1500
Part No. 49 (Internal Shelf)	1000 x 1500
Part No. 50 (Internal Shelf)	1000 x 1500

Set -1

Flat No & Name	Flat No & Name	Master Bed Room	Bed Room 1	Bed Room 2	Remark
16 set Building 1st Floor Stair - Right hand Side	Height Front Side	2250	2240	2250	
	Height Back Side	2725	2725	2720	
	Width	1555	1550	1060	
	Depth	690	645	590	
	Pillar Depth	175	150	275	

Set -2

Flat No & Name	Flat No & Name	Master Bed Room	Bed Room 1	Bed Room 2	Remark
16 set Building 1st Floor Stair - Left hand Side	Height Front Side	2245	2250	2240	
	Height Back Side	2710	2710	2700	
	Width	1545	1560	1075	
	Depth	705	645	575	
	Pillar Depth	170	150	280	

Set -3

Flat No & Name	Flat No & Name	Master Bed Room	Bed Room 1	Bed Room 2	Remark
16 set Building 2nd Floor Stair - Right hand Side	Height Front Side	2245	2250	2240	
	Height Back Side	2710	2715	2713	
	Width	1565	1570	1080	
	Depth	675	650	600	
	Pillar Depth	165	165	275	

Set -4

Flat No & Name	Flat No & Name	Master Bed Room	Bed Room 1	Bed Room 2	Remark
16 set Building 2nd Floor Stair - Left hand Side	Height Front Side	2245	2250	2245	
	Height Back Side	2720	2720	2720	
	Width	1575	1570	1060	
	Depth	665	665	585	
	Pillar Depth	180	145	280	

Set -5

Flat No & Name	Flat No & Name	Master Bed Room	Bed Room 1	Bed Room 2	Remark
16 set Building 3rd Floor Stair - Right hand Side	Height Front Side	2230	2240	2250	
	Height Back Side	2705	2715	2710	
	Width	1580	1575	1080	
	Depth	660	700	585	
	Pillar Depth	165	175	285	

Set -6

Flat No & Name	Flat No & Name	Master Bed Room	Bed Room 1	Bed Room 2	Remark
16 set Building 3rd Floor Stair - Left hand Side	Height Front Side	2230	2240	2240	
	Height Back Side	2700	2700	2700	
	Width	1585	1585	1075	
	Depth	690	680	585	
	Pillar Depth	190	170	295	

Set -7

Flat No & Name	Flat No & Name	Master Bed Room	Bed Room 1	Bed Room 2	Remark
16 set Building 4th Floor Stair - Right hand Side	Height Front Side	2250	2250	2250	
	Height Back Side	2715	2730	2690	
	Width	1565	1565	1110	
	Depth	660	690	630	
	Pillar Depth	170	190	280	

Set -8

Flat No & Name	Flat No & Name	Master Bed Room	Bed Room 1	Bed Room 2	Remark
16 set Building 4th Floor Stair - Left hand Side	Height Front Side	2280	2280	2275	
	Height Back Side	2720	2755	2750	
	Width	1580	1570	1065	
	Depth	675	685	590	
	Pillar Depth	190	190	280	

Master Lt
 Sangita Roy
 Manshikant

Set -9

Flat No & Name	Flat No & Name	Master Bed Room	Bed Room 1	Bed Room 2	Remark
16 set Building 5th Floor Stair - Right hand Side	Height Front Side	2255	2265	2250	
	Height Back Side	2725	2735	2750	
	Width	1580	1595	1080	
	Depth	670	675	615	
	Pillar Depth	190	140	290	

Set -10

Flat No & Name	Flat No & Name	Master Bed Room	Bed Room 1	Bed Room 2	Remark
16 set Building 5th Floor Stair - Left hand Side	Height Front Side	2260	2250	2280	
	Height Back Side	2725	2720	2760	
	Width	1565	1575	1070	
	Depth	675	680	580	
	Pillar Depth	180	150	355	

Set -11

Flat No & Name	Flat No & Name	Master Bed Room	Bed Room 1	Bed Room 2	Remark
16 set Building 6th Floor Stair - Right hand Side	Height Front Side	2245	2235	2240	
	Height Back Side	2715	2700	2710	
	Width	1520	1510	1070	
	Depth	685	650	600	
	Pillar Depth	170	140	280	

Set -12

Flat No & Name	Flat No & Name	Master Bed Room	Bed Room 1	Bed Room 2	Remark
16 set Building 6th Floor Stair - Left hand Side	Height Front Side	2235	2240	2230	
	Height Back Side	2710	2705	2710	
	Width	1525	1525	1050	
	Depth	675	655	580	
	Pillar Depth	160	170	300	

Set -13

Flat No & Name	Flat No & Name	Master Bed Room	Bed Room 1	Bed Room 2	Remark
16 set Building 7th Floor Stair - Right hand Side	Height Front Side	2245	2250	2245	
	Height Back Side	2705	2705	2710	
	Width	1510	1520	1060	
	Depth	650	635	605	
	Pillar Depth	160	160	300	

Set -14

Flat No & Name	Flat No & Name	Master Bed Room	Bed Room 1	Bed Room 2	Remark
16 set Building 7th Floor Stair - Left hand Side	Height Front Side	2250	2695	2250	
	Height Back Side	2705	2235	2710	
	Width	1515	1515	1075	
	Depth	640	680	585	
	Pillar Depth	170	170	280	

Set -15

Flat No & Name	Flat No & Name	Master Bed Room	Bed Room 1	Bed Room 2	Remark
16 set Building 8th Floor Stair - Right hand Side	Height Front Side	2265	2265	2255	
	Height Back Side	2720	2740	2695	
	Width	1510	1525	1075	
	Depth	665	670	600	
	Pillar Depth	150	160	280	

Set -16

Flat No & Name	Flat No & Name	Master Bed Room	Bed Room 1	Bed Room 2	Remark
16 set Building 8th Floor Stair - Left hand Side	Height Front Side	2250	2235	2235	
	Height Back Side	2725	2725	2710	
	Width	1510	1525	1060	
	Depth	625	660	600	
	Pillar Depth	150	160	290	

[Signature] Sangita Roy [Signature]

Set -17

Flat No & Name	Flat No & Name	Master Bed Room	Bed Room 1	Bed Room 2	Remark
3 set Building 6th Floor Stair -Right hand Side	Height Front Side	2270	2285	2280	
	Height Back Side	2765	2760	2740	
	Width	1530	1515	1070	
	Depth	675	670	590	
	Pillar Depth	190	160	280	

Set -18

Flat No & Name	Flat No & Name	Master Bed Room	Bed Room 1	Bed Room 2	Remark
3 set Building 5th Floor Stair -Right hand Side	Height Front Side	2290	2290	2290	
	Height Back Side	2770	2765	2760	
	Width	1580	1585	1105	
	Depth	680	660	580	
	Pillar Depth	175	160	320	

Set -19

Flat No & Name	Flat No & Name	Master Bed Room	Bed Room 1	Bed Room 2	Remark
3 set Building 3rd Floor Stair -Right hand Side	Height Front Side	2240	2250	2240	
	Height Back Side	2710	2715	2700	
	Width	1585	1575	1080	
	Depth	690	650	585	
	Pillar Depth	175	160	295	

Sangita Roy
 Manshik Ghosh
 T-5102

Modular Kitchen tentative Design



1. All doors are made off MDF having PU laminated with Godrej Handles
2. The edge bend should be of PVC tape and be fixed with the help of machine
3. Each Cabinet should have inner selves

Modular Kitchen tentative Design

